

|   |                   |                |
|---|-------------------|----------------|
| 1. I have been told about the study and I know why it is being done and what to do. I know that I do not have to do it if I do not want to. If I have questions I can ask my teacher. I know that I can stop at any time. |                   |                |
|   | Response Percent  | Response Count |
| I understand and will begin the survey. <div></div>   | 100.0%            | 37             |
| I would rather not do it.   | 0.0%              | 0              |
|   | answered question | 37             |
|   | skipped question  | 0              |




## 2. Where do you go to school?

|              | Response<br>Percent | Response<br>Count |
|--------------|---------------------|-------------------|
| IS 5         | 0.0%                | 0                 |
| IS 10        | 0.0%                | 0                 |
| IS 61        | 0.0%                | 0                 |
| IS 72        | 0.0%                | 0                 |
| IS 73        | 0.0%                | 0                 |
| IS 77        | 0.0%                | 0                 |
| IS 89        | 0.0%                | 0                 |
| IS 91        | 0.0%                | 0                 |
| IS 93        | 0.0%                | 0                 |
| IS 125       | 0.0%                | 0                 |
| IS 126       | 0.0%                | 0                 |
| IS 141       | 0.0%                | 0                 |
| IS 144       | 0.0%                | 0                 |
| IS 145       | 0.0%                | 0                 |
| IS 157       | 0.0%                | 0                 |
| IS 185       | 0.0%                | 0                 |
| IS 189       | 0.0%                | 0                 |
| IS 204       | 0.0%                | 0                 |
| IS 217       | 0.0%                | 0                 |
| IS 230       | 0.0%                | 0                 |
| IS 237       | 0.0%                | 0                 |
| PS 12        | 0.0%                | 0                 |
| PS 14        | 0.0%                | 0                 |
| <b>PS 19</b> | <b>100.0%</b>       | <b>37</b>         |
| PS 30        | 0.0%                | 0                 |







|  |      |   |
|--|------|---|
| PS 54                                  | 0.0% | 0 |
| PS 76                                  | 0.0% | 0 |
| PS 92                                  | 0.0% | 0 |
| PS 111                                 | 0.0% | 0 |
| PS 127                                 | 0.0% | 0 |
| PS 151                                 | 0.0% | 0 |
| PS 153                                 | 0.0% | 0 |
| Al-Iman School                         | 0.0% | 0 |
| Al-Manoor School                       | 0.0% | 0 |
| Bais Yaakov Academy                    | 0.0% | 0 |
| Bnos Malka Academy                     | 0.0% | 0 |
| El-Ber Islamic School                  | 0.0% | 0 |
| Flushing High School                   | 0.0% | 0 |
| Forest Hills HS                        | 0.0% | 0 |
| Grover Cleveland HS                    | 0.0% | 0 |
| Jamaica HS                             | 0.0% | 0 |
| John Bowne High School                 | 0.0% | 0 |
| Hevach High School                     | 0.0% | 0 |
| Long Island City High School           | 0.0% | 0 |
| Machon Academy                         | 0.0% | 0 |
| Martin Luther HS                       | 0.0% | 0 |
| The Muslim Center Elementary<br>School | 0.0% | 0 |
| Newcomers High School                  | 0.0% | 0 |
| Newtown HS                             | 0.0% | 0 |
| Our Lady of Mercy                      | 0.0% | 0 |
| Our Lady of Sorrows                    | 0.0% | 0 |
| Queens Academy HS                      | 0.0% | 0 |

|                                   |      |           |
|-----------------------------------|------|-----------|
| Queens Lutheran School            | 0.0% | 0         |
| Queens Vocational HS              | 0.0% | 0         |
| Razi School                       | 0.0% | 0         |
| Redeemer Lutheran                 | 0.0% | 0         |
| Resurrection Ascension School     | 0.0% | 0         |
| St. Adalbert                      | 0.0% | 0         |
| St. Francis of Assisi School      | 0.0% | 0         |
| St. John Lutheran School          | 0.0% | 0         |
| St. Kevin School                  | 0.0% | 0         |
| St. Mel School                    | 0.0% | 0         |
| St. Nicholas of Tolentine         | 0.0% | 0         |
| St. Raphael School                | 0.0% | 0         |
| Sacred Heart School               | 0.0% | 0         |
| Shaarei Zion Ohel Bracha          | 0.0% | 0         |
| Tiferes Torah Institute           | 0.0% | 0         |
| William Cullen Bryant High School | 0.0% | 0         |
| Yesheiva Tifereth Moshe           | 0.0% | 0         |
| Yeshivat Our Haim                 | 0.0% | 0         |
| Other                             | 0.0% | 0         |
| other school (please specify)     |      | 0         |
| <b>answered question</b>          |      | <b>37</b> |
| <b>skipped question</b>           |      | <b>0</b>  |



### 3. What grade are you in?

|                          |   | Response<br>Percent | Response<br>Count |
|--------------------------|---|---------------------|-------------------|
| 3                        |  | 35.1%               | 13                |
| 4                        |  | 62.2%               | 23                |
| 5                        |  | 2.7%                | 1                 |
| <b>answered question</b> |   |                     | <b>37</b>         |
| <b>skipped question</b>  |   |                     | <b>0</b>          |


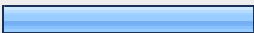

### 4. How often do you use your computer at home for homework?

|  |   | Response<br>Percent | Response<br>Count |
|--|---|---------------------|-------------------|
| I don't have a computer at home              |    | 35.1%               | 13                |
| I don't use my home computer<br>for homework |   | 35.1%               | 13                |
| A few times a year                           |  | 13.5%               | 5                 |
| About once a month                           |  | 5.4%                | 2                 |
| About once a week                            |  | 2.7%                | 1                 |
| Almost every night                           |  | 8.1%                | 3                 |
| <b>answered question</b>                     |   |                     | <b>37</b>         |
| <b>skipped question</b>                      |   |                     | <b>0</b>          |






### 5. Compared to last year, this year my teachers are using computers...

|   | Response<br>Percent | Response<br>Count |
|---|---------------------|-------------------|
| less  | 0.0%                | 0                 |
| about the same amount  | 16.2%               | 6                 |
| more                  | 83.8%               | 31                |
| <i>answered question</i>  |                     | 37                |
| <i>skipped question</i>   |                     | 0                 |



### 6. Compared to last year, this year students in my grade are using computers...

|   | Response<br>Percent | Response<br>Count |
|---|---------------------|-------------------|
| less                     | 2.7%                | 1                 |
| about the same amount  | 37.8%               | 14                |
| more                   | 59.5%               | 22                |
| <i>answered question</i>  |                     | 37                |
| <i>skipped question</i>   |                     | 0                 |



### 7. During this school year, how much time per week did you spend using computers in your class(es)?

|   | Response Percent | Response Count |
|---|------------------|----------------|
| Not at all           | 2.7%             | 1              |
| Once a week          | 27.0%            | 10             |
| 2 times a week       | 16.2%            | 6              |
| 3 or 4 times a week  | 48.6%            | 18             |
| Every day            | 5.4%             | 2              |
| <b>answered question</b>  |                  | <b>37</b>      |
| <b>skipped question</b>   |                  | <b>0</b>       |



### 8. During this school year, I typed up reports and assignments.

|  | Response Percent | Response Count |
|--|------------------|----------------|
| Yes  | 88.6%            | 31             |
| No    | 11.4%            | 4              |
| <b>answered question</b>   |                  | <b>35</b>      |
| <b>skipped question</b>  |                  | <b>2</b>       |



### 9. During this school year, I made spreadsheets and graphs.

|   | Response Percent | Response Count |
|---|------------------|----------------|
| Yes  | 62.9%            | 22             |
| No   | 37.1%            | 13             |
| <b>answered question</b>  |                  | <b>35</b>      |
| <b>skipped question</b>   |                  | <b>2</b>       |



**10. During this school year, I used blogs to communicate with other students and teachers**

|  | Response<br>Percent | Response<br>Count |
|--|---------------------|-------------------|
| Yes  | 77.1%               | 27                |
| No    | 22.9%               | 8                 |
| <i>answered question</i>   |                     | 35                |
| <i>skipped question</i>  |                     | 2                 |

**11. During this school year, I did research on the Internet for a report or assignment.**

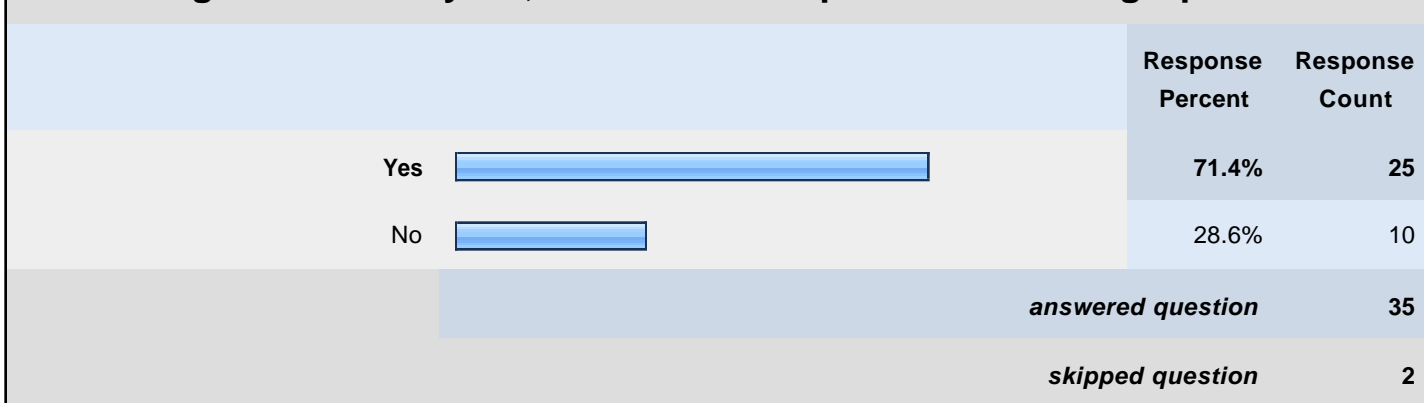
|  | Response<br>Percent | Response<br>Count |
|--|---------------------|-------------------|
| Yes  | 97.1%               | 34                |
| No  | 2.9%                | 1                 |
| <i>answered question</i>   |                     | 35                |
| <i>skipped question</i>  |                     | 2                 |

**12. During this school year, I made a PowerPoint presentation.**

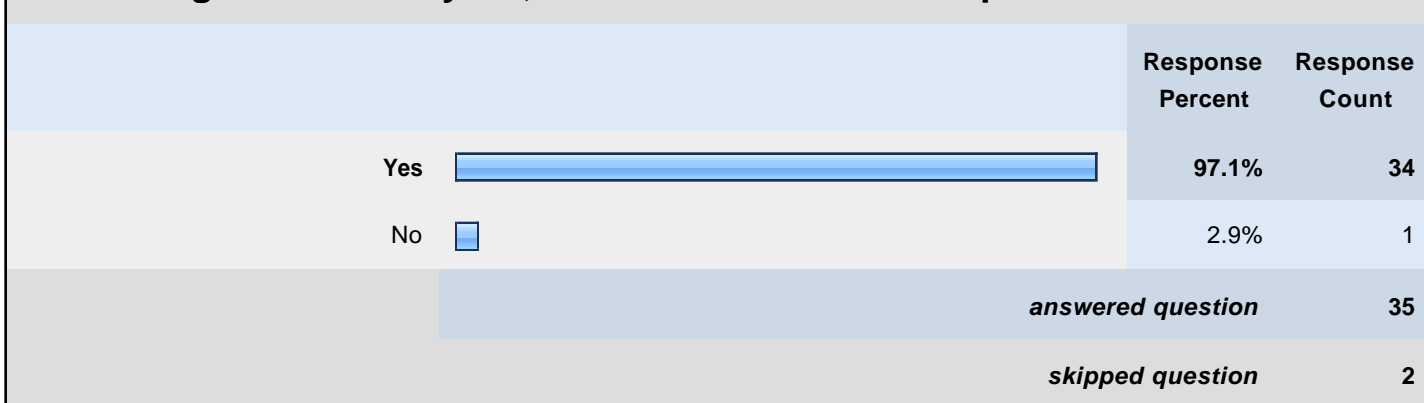
|   | Response<br>Percent | Response<br>Count |
|---|---------------------|-------------------|
| Yes  | 60.0%               | 21                |
| No   | 40.0%               | 14                |
| <i>answered question</i>  |                     | 35                |
| <i>skipped question</i>   |                     | 2                 |



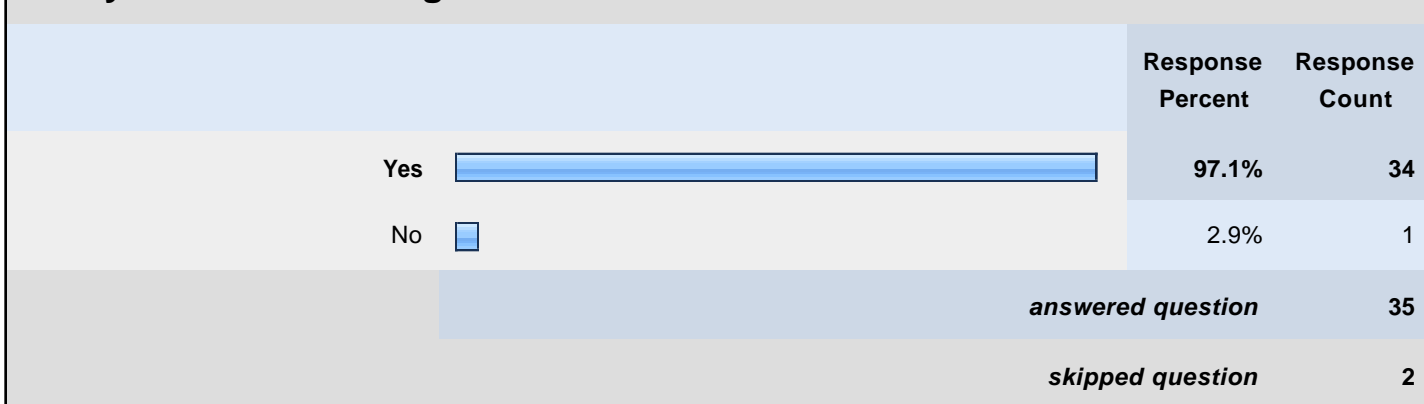
### 13. During this school year, I used the computer to make a graphic novel.





### 14. During this school year, I took a test on the computer.





### 15. During this school year, I used a computer program to improve my study skills or learning skills.





### 16. During this school year, I made or listened to a podcast.

|                          |  | Response<br>Percent | Response<br>Count |
|--------------------------|--|---------------------|-------------------|
| Yes                      |  | 91.4%               | 32                |
| No                       |   | 8.6%                | 3                 |
| <i>answered question</i> |  |                     | 35                |
| <i>skipped question</i>  |  |                     | 2                 |



### 17. During this school year, I made or edited a webpage or worked in a web environment, like a wikispace.

|                          |   | Response<br>Percent | Response<br>Count |
|--------------------------|---|---------------------|-------------------|
| Yes                      |  | 42.9%               | 15                |
| No                       |  | 57.1%               | 20                |
| <i>answered question</i> |   |                     | 35                |
| <i>skipped question</i>  |   |                     | 2                 |

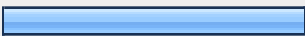

### 18. This school year, I collected data using equipment that go with the computer, like probes or PDAs.

|                          |  | Response<br>Percent | Response<br>Count |
|--------------------------|--|---------------------|-------------------|
| Yes                      |   | 22.9%               | 8                 |
| No                       |  | 77.1%               | 27                |
| <i>answered question</i> |  |                     | 35                |
| <i>skipped question</i>  |  |                     | 2                 |











### 19. This school year, I made or edited a video or movie.

|                          |  | Response<br>Percent | Response<br>Count |
|--------------------------|--|---------------------|-------------------|
| Yes                      |   | 28.6%               | 10                |
| No                       |  | 71.4%               | 25                |
| <i>answered question</i> |  |                     | 35                |
| <i>skipped question</i>  |  |                     | 2                 |

### 20. During the past school year, I created or contributed to a web-based map or timeline.

|                          |   | Response<br>Percent | Response<br>Count |
|--------------------------|---|---------------------|-------------------|
| Yes                      |  | 45.7%               | 16                |
| No                       |  | 54.3%               | 19                |
| <i>answered question</i> |   |                     | 35                |
| <i>skipped question</i>  |   |                     | 2                 |

## 21. In which subjects do you use technology. (Check all that apply)

|                          |   | Response<br>Percent | Response<br>Count |
|--------------------------|---|---------------------|-------------------|
| Math                     |   | 88.6%               | 31                |
| Sciences                 |   | 85.7%               | 30                |
| English Language Arts    |   | 88.6%               | 31                |
| Social Studies           |   | 74.3%               | 26                |
| Art                      |    | 8.6%                | 3                 |
| Music                    |   | 0.0%                | 0                 |
| Physical Education/Gym   |    | 5.7%                | 2                 |
| ESL or ELL               |    | 25.7%               | 9                 |
| Computer Class           |   | 71.4%               | 25                |
| Multi-Media              |    | 31.4%               | 11                |
| None of the Above        |  | 2.9%                | 1                 |
| Other (please specify)   |   |                     | 0                 |
| <b>answered question</b> |   |                     | <b>35</b>         |
| <b>skipped question</b>  |   |                     | <b>2</b>          |

## 22. Do you know how to use the following equipment, applications or web sites?

|                         | Yes                      | No          | Response Count |
|-------------------------|--------------------------|-------------|----------------|
| Digital camera or video | 85.7% (30)               | 14.3% (5)   | 35             |
| Audacity or GarageBand  | 0.0% (0)                 | 100.0% (35) | 35             |
| iMovie or Movie Maker   | 45.7% (16)               | 54.3% (19)  | 35             |
| Wikispaces              | 74.3% (26)               | 25.7% (9)   | 35             |
| Teacher/Classroom Blogs | 88.6% (31)               | 11.4% (4)   | 35             |
| Google Maps             | 97.1% (34)               | 2.9% (1)    | 35             |
| Comic Life              | 74.3% (26)               | 25.7% (9)   | 35             |
| NYLearns                | 5.7% (2)                 | 94.3% (33)  | 35             |
|                         | <b>answered question</b> |             | <b>35</b>      |
|                         | <b>skipped question</b>  |             | <b>2</b>       |

## 23. How much do you agree with these statements?

|  | I agree    | I'm not sure | I disagree | Rating<br>Average | Response<br>Count |
|--|------------|--------------|------------|-------------------|-------------------|
| I am able to learn more when I use computers in my school.                                 | 97.1% (34) | 2.9% (1)     | 0.0% (0)   | 1.03              | 35                |
| I work harder on my assignments when I am using a computer.                                | 88.6% (31) | 5.7% (2)     | 5.7% (2)   | 1.17              | 35                |
| I would be a better student if I got to use technology more in school.                     | 80.0% (28) | 20.0% (7)    | 0.0% (0)   | 1.20              | 35                |
| Teachers in this school know a lot about how to use computers to help students learn more. | 97.1% (34) | 2.9% (1)     | 0.0% (0)   | 1.03              | 35                |
| There are enough computers in my school for students to use for their schoolwork.          | 42.9% (15) | 14.3% (5)    | 42.9% (15) | 2.00              | 35                |
| I am using computers in my class (es) in ways that other students in this school are not.  | 77.1% (27) | 20.0% (7)    | 2.9% (1)   | 1.26              | 35                |
| I have shown other students how to do things with computers.                               | 80.0% (28) | 0.0% (0)     | 20.0% (7)  | 1.40              | 35                |
| I have shown a teacher how to do things with computers.                                    | 71.4% (25) | 2.9% (1)     | 25.7% (9)  | 1.54              | 35                |
| I use computers more in my class (es) than other students in this school                   | 71.4% (25) | 17.1% (6)    | 11.4% (4)  | 1.40              | 35                |
| <b>answered question</b>   |            |              |            |                   | <b>35</b>         |
| <b>skipped question</b>  |            |              |            |                   | <b>2</b>          |